

The ABC's

OF YOUR R'CARD PHOTO ID

A

Alone


It's your ID, not your buddies'.



E

Expression

No funny faces, no scowls. Think "natural".



B

Background

Plain is good. Solid color is even better.



F

Filters


That puppy filter is cool. Just not on your ID.



C

Chin-up

Let's see your face- all of it.



G

Gear


Take off hats and sunglasses. Your eyeglasses are okay.



D

Darkness

Avoid shadows; look into the sun (or light).



H

High five

Congrats! It's a perfect shot!



Final tips: Your photo must be recent, color and in focus. We may reject your photo if it doesn't meet our requirements. For more information, log into myphoto.ucr.edu.